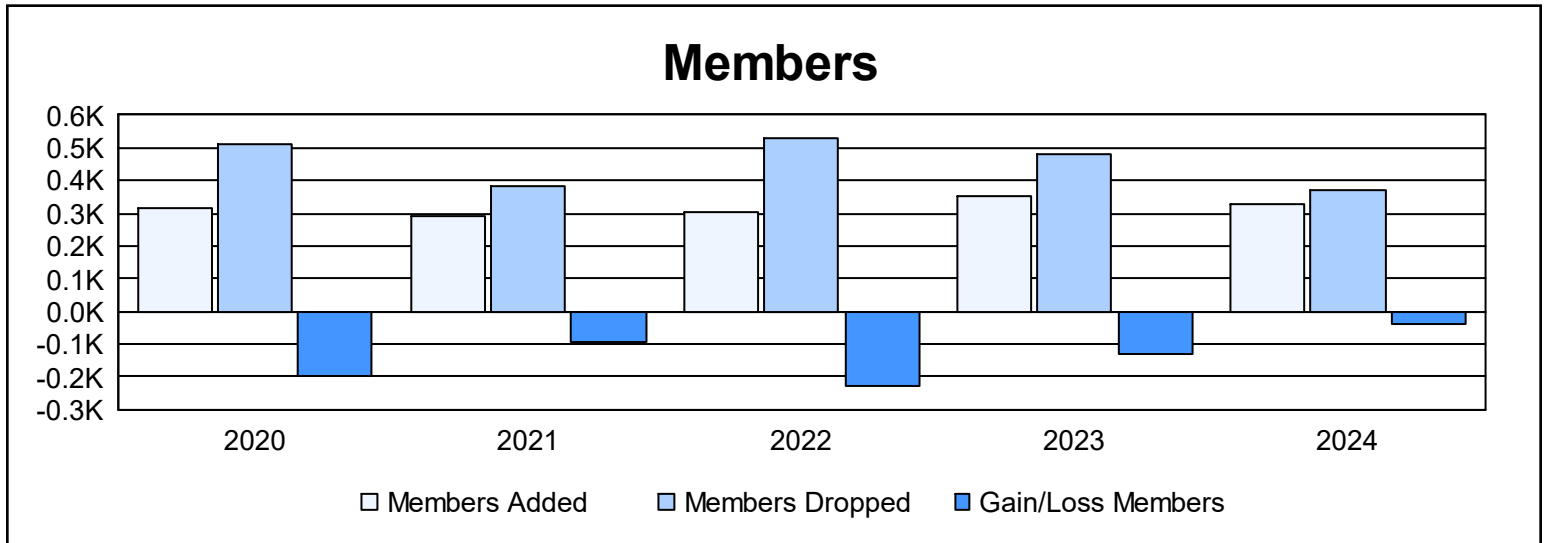
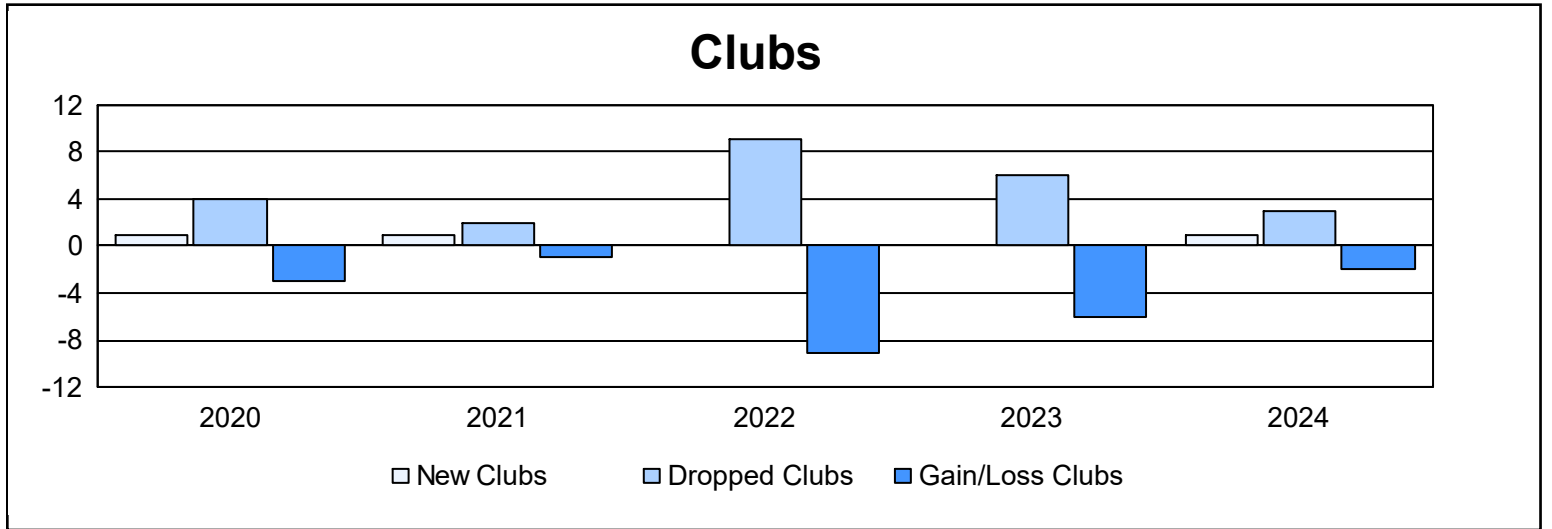
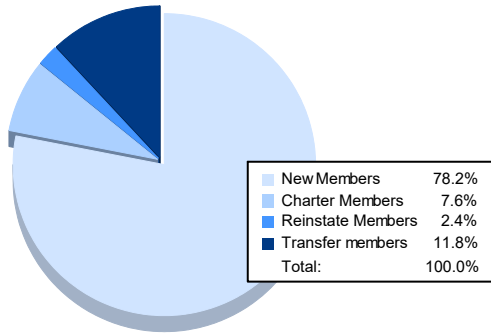


| Year | New Clubs | Dropped Clubs | Gain/ Loss Clubs | New Members | Charter Members | Reinstate Members | Transfer Members | Total Member Added | Total Members Dropped | Gain/ Loss Members |
|----------------|-----------|---------------|------------------|-------------|-----------------|-------------------|------------------|--------------------|-----------------------|--------------------|
| 2019-2020 | 1 | 4 | -3 | 221 | 49 | 21 | 23 | 314 | 514 | -200 |
| 2020-2021 | 1 | 2 | -1 | 226 | 30 | 20 | 15 | 291 | 384 | -93 |
| 2021-2022 | 0 | 9 | -9 | 274 | 3 | 17 | 9 | 303 | 532 | -229 |
| 2022-2023 | 0 | 6 | -6 | 272 | 0 | 40 | 38 | 350 | 481 | -131 |
| 2023-2024 | 1 | 3 | -2 | 258 | 25 | 8 | 39 | 330 | 369 | -39 |
| Average | 1 | 5 | -4 | 250 | 21 | 21 | 25 | 318 | 456 | -138 |



Membership Composition June 2024 Cumulative



Gender Composition June 2024 Cumulative

